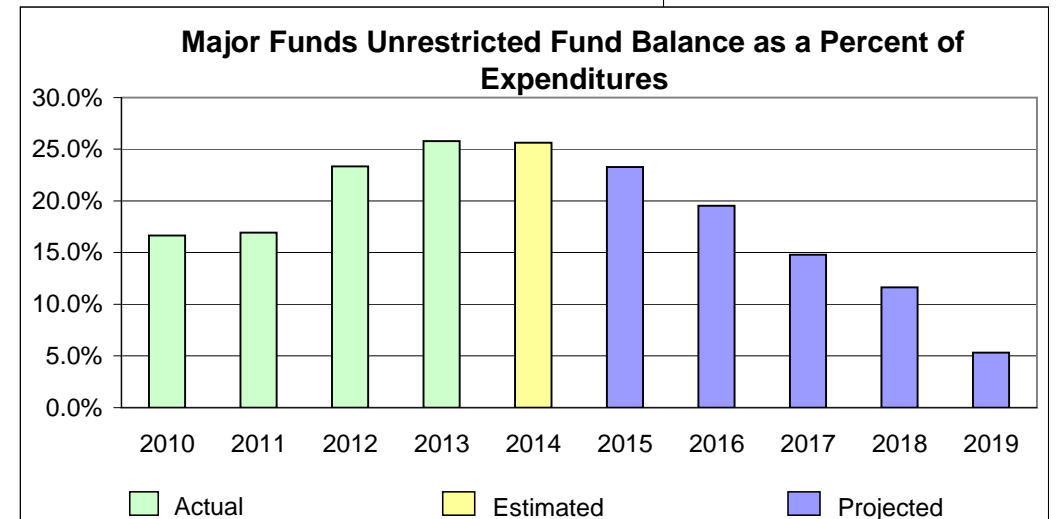
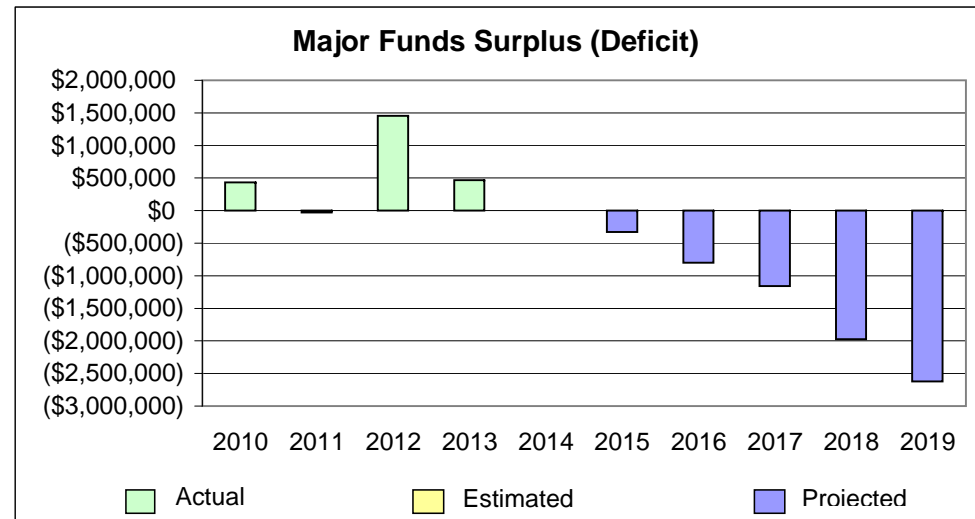


TOWN OF BEDFORD
Five Year Financial Projection
Major Fund Summary
SCENARIO 1

2015-2019

	Actual				Estimated	Projected				
	2010	2011	2012	2013	2014	2015	2016	2017	2018	2019
General Fund										
Revenues and Other Sources	\$17,177,700	\$18,824,980	\$18,393,209	\$19,594,669	\$19,137,278	\$19,587,722	\$20,061,793	\$20,610,029	\$20,610,029	\$21,186,569
Expenditures and Other Uses	\$17,421,845	\$17,521,462	\$18,031,857	\$18,356,465	\$19,137,278	\$19,925,455	\$20,574,974	\$21,394,124	\$22,231,345	\$23,217,814
Surplus (Deficit)	(\$244,145)	\$1,303,518	\$361,353	\$1,238,204	\$0	(\$337,733)	(\$513,181)	(\$784,096)	(\$1,621,316)	(\$2,031,245)
Unrestricted Fund Balance	\$2,265,855	\$2,957,143	\$3,359,904	\$5,131,855	\$5,049,042	\$4,679,309	\$4,133,808	\$3,317,070	\$2,479,849	\$1,252,855
Highway Fund										
Revenues and Other Sources	\$6,978,963	\$6,463,637	\$7,732,740	\$7,161,398	\$7,409,372	\$7,362,729	\$7,417,616	\$7,508,452	\$7,602,069	\$7,698,522
Expenditures and Other Uses	\$6,303,241	\$7,795,914	\$6,641,411	\$7,931,834	\$7,409,372	\$7,354,129	\$7,706,319	\$7,881,314	\$7,953,582	\$8,287,525
Surplus (Deficit)	\$675,722	(\$1,332,277)	\$1,091,329	(\$770,436)	\$0	\$8,600	(\$288,703)	(\$372,862)	(\$351,513)	(\$589,003)
Unrestricted Fund Balance	\$1,683,636	\$1,331,759	\$2,401,344	\$1,648,956	\$1,757,172	\$1,675,772	\$1,387,069	\$1,014,208	\$1,035,556	\$425,204
All Major Funds										
Revenues and Other Sources	\$24,156,663	\$25,288,617	\$26,125,950	\$26,756,067	\$26,546,650	\$26,950,451	\$27,479,410	\$28,118,481	\$28,212,098	\$28,885,091
Expenditures and Other Uses	\$23,725,086	\$25,317,376	\$24,673,268	\$26,288,299	\$26,546,650	\$27,279,584	\$28,281,293	\$29,275,438	\$30,184,927	\$31,505,339
Surplus (Deficit)	\$431,576	(\$28,759)	\$1,452,682	\$467,768	\$0	(\$329,133)	(\$801,884)	(\$1,156,957)	(\$1,972,830)	(\$2,620,248)
Unrestricted Fund Balance	\$3,949,490	\$4,288,902	\$5,761,248	\$6,780,811	\$6,806,214	\$6,355,081	\$5,520,878	\$4,331,277	\$3,515,405	\$1,678,059
Unrestricted Fund Balance % of Expenditures	16.6%	16.9%	23.4%	25.8%	25.6%	23.3%	19.5%	14.8%	11.6%	5.3%

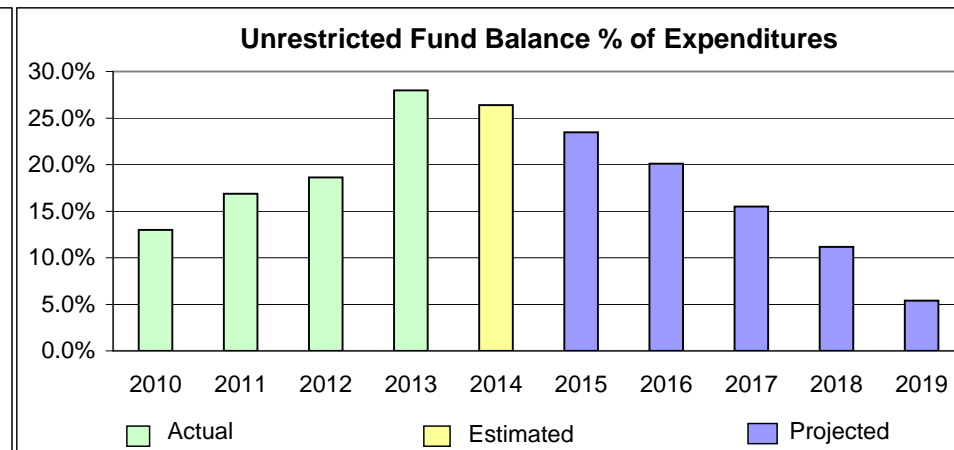
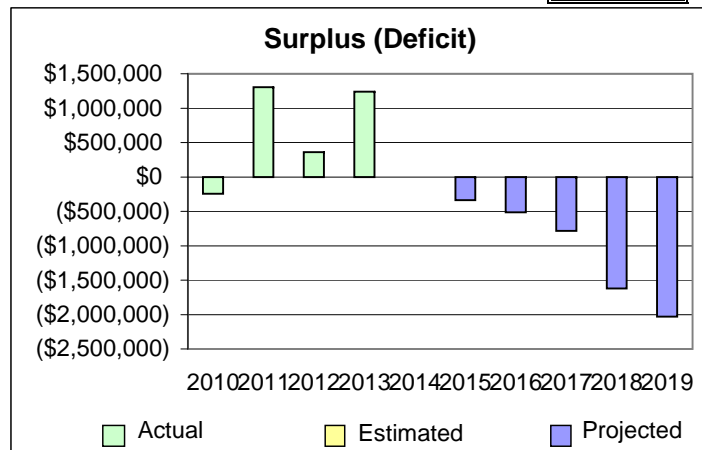


TOWN OF BEDFORD
Five Year Financial Projection
General Fund

2015-2019

SCENARIO 1

	Actual				Estimated	Projected					Avg Ann Increase	Assumptions					Description
	2010	2011	2012	2013	2014	2015	2016	2017	2018	2019	2010- 2013	2015	2016	2017	2018	2019	
Revenues																	
Real Property Taxes	9,944,855	11,313,786	10,942,647	11,199,146	11,474,078	11,646,189	11,820,882	12,057,300	12,057,300	12,298,446	4%	1.5%	1.5%	2.0%	2.0%	2.0%	
Sales and Use Tax	3,313,180	3,235,923	3,182,305	3,461,675	3,275,000	3,356,875	3,440,797	3,526,817	3,526,817	3,614,987	2%	2.5%	2.5%	2.5%	2.5%	2.5%	
State Aid	149,164	169,673	143,779	97,175	98,800	99,788	100,786	101,794	101,794	102,812	-10%	1.0%	1.0%	1.0%	1.0%	1.0%	
Mortgage Transfer Tax	844,283	860,359	862,866	1,198,964	950,000	978,500	1,017,640	1,058,346	1,058,346	1,111,263	3%	3.0%	4.0%	4.0%	5.0%	5.0%	
Federal Aid	0	1,790	21,197	49,698	0	-	-	-	-	-	N/A						Based on emergencies
Interfund Transfers	0	0	0	0	0	-	-	-	-	-	N/A						
Other Revenue/department income	2,926,218	3,243,449	3,240,415	3,588,011	3,339,400	3,506,370	3,681,689	3,865,773	3,865,773	4,059,062	3%	5.00%	5.00%	5%	5%	5%	
Total Revenues and Other Sources	\$17,177,700	\$18,824,980	\$18,393,209	\$19,594,669	\$19,137,278	\$19,587,722	\$20,061,793	\$20,610,029	\$20,610,029	\$21,186,569	3%	2%	2.42%	3%	3%	3%	
Expenditures																	
Personal Services	8,417,284	8,235,501	8,586,415	8,318,096	8,332,054	8,457,035	8,626,176	8,798,699	8,974,673	9,154,166	-0.25%	1.5%	2.0%	2.0%	2.0%	2.0%	
Equipment and Capital Outlay	4,544	16,363	866	46,116	6,800	6,868	6,937	7,006	7,076	7,076	11%	1%	1%	1%	1%	1%	
Contractual	3,929,444	3,402,791	3,575,286	3,837,930	4,302,376	4,388,424	4,476,192	4,565,716	4,657,030	4,750,171	2%	2%	2%	2%	2%	2%	
Debt Service (Principal and Interest)	1,081,444	1,316,560	1,094,908	960,471	823,319	764,657	590,800	475,457	369,734	356,243	-7%	-7.1%	-22.7%	-19.5%	-22.2%	-3.6%	ACTUAL
NEW Debt Service (Principal and Interest)	-	-	-	-	-	125,197	135,101	200,898	215,312	221,961	0%	0.0%	7.9%	48.7%	7.2%	3.1%	PROPOSED
Employee Benefits	3,989,129	4,550,248	4,774,381	5,193,852	5,672,729	6,183,275	6,739,769	7,346,349	8,007,520	8,728,197	9%	9%	9%	9%	9%	9%	
Interfund Transfers	0	0	0	0	0	-	-	-	-	-	N/A						
Total Expenditures and Other Uses	\$17,421,845	\$17,521,462	\$18,031,857	\$18,356,465	\$19,137,278	\$19,925,455	\$20,574,974	\$21,394,124	\$22,231,345	\$23,217,814	2%	4%	3%	4%	8%	9%	
Surplus (Deficit)	(\$244,145)	\$1,303,518	\$361,353	\$1,238,204	\$0	(\$337,733)	(\$513,181)	(\$784,096)	(\$1,621,316)	(\$2,031,245)							
Budgetary Reserves																	
Fund Equity, Beg. of Year	5,590,110	5,345,965	6,649,485	7,010,838	8,249,042	8,249,042	7,911,309	7,398,128	7,398,128	6,614,033							
Fund Equity, End of Year	5,345,965	6,649,485	7,010,838	8,249,042	8,249,042	7,911,309	7,398,128	6,614,033	5,776,812	4,582,788							
Nonspendable and Restricted Fund Balance	3,080,110	3,692,342	3,650,934	3,117,187	3,200,000	3,232,000	3,264,320	3,296,963	3,296,963	3,329,933	1%	1%	1%	1%	1%	1%	
Unrestricted Fund Balance	\$2,265,855	\$2,957,143	\$3,359,904	\$5,131,855	\$5,049,042	\$4,679,309	\$4,133,808	\$3,317,070	\$2,479,849	\$1,252,855							
Unrestricted Fund Balance % of Expenditures	13.0%	16.9%	18.6%	28.0%	26.4%	23.5%	20.1%	15.5%	11.2%	5.4%							



ACCOUNT NO	ACCOUNT DESCRIPTION	2010 ACTUAL	2011 ACTUAL	2012 ACTUAL	2013 ACTUAL	2014 BUDGET
001.0001.1001.0000	REAL PROPERTY TAXES	9,914,855	11,269,704	10,942,647	11,168,969	11,444,078
001.0001.1081.0000	OTHER PAYMENTS LIEU OF TAXES	30,000	44,082	-	30,177	30,000
	REAL PROPERTY TAXES	\$ 9,944,855	\$ 11,313,786	\$ 10,942,647	\$ 11,199,146	\$ 11,474,078
001.0001.1120.0000	COUNTY SALES TAX	2,388,194	2,255,067	2,287,017	2,438,478	2,400,000
001.0001.1090.0000	INT & PENALTIES	629,846	669,893	584,011	671,474	575,000
001.0001.1170.0000	FRANCHISE REVENUE	295,140	310,963	311,277	351,723	300,000
	SALES AND USE TAX	\$ 3,313,180	\$ 3,235,923	\$ 3,182,305	\$ 3,461,675	\$ 3,275,000
001.0001.3001.0000	STATE REVENUE SHARING	81,116	79,494	79,494	79,494	81,000
001.0001.3392.0000	NYS ARCHIVE GRANT	-	-	7,508	4,050	-
001.0001.3397.0000	POLICE GRANT	50,884	38,048	4,326	7,320	7,800
001.0001.3399.0000	POLICE/YOUTH	11,771	2,696	3,016	4,500	5,000
001.0001.3483.0000	DRUG ABUSE	5,393	5,272	5,272	1,811	5,000
001.0001.3821.0000	CRUSHER ROAD REMEDIATION	-	38,671	38,671	-	-
001.0001.3960.0000	STATE AID EMERGENCY	-	5,492	5,492	-	-
	STATE AID	\$ 149,164	\$ 169,673	\$ 143,779	\$ 97,175	\$ 98,800
001.0001.3005.0000	MORTGAGE TAX	844,283	860,359	862,866	1,198,964	950,000
	MORTGAGE TAX	844,283	860,359	862,866	1,198,964	950,000
001.0001.4486.0000	DEA-ASSET FORFEITURE	-	1,790	2,741	-	-
001.0001.4960.0000	FEDERAL AID EMERGENCY	-	-	18,456	49,698	-
	FEDERAL AID	\$ -	\$ 1,790	\$ 21,197	\$ 49,698	\$ -
001.0001.1232.0000	MEMO BILL FEES & ACH FEES	600	770	2,811	-	19,000
001.0001.1235.0000	CHARGES TAX ADVERTISING & EXP	2,148	2,193	20,780	-	2,000
001.0001.1255.0000	CLERK FEES	7,189	12,540	27,408	29,927	19,000
001.0001.1256.0000	ELECTION REIMBURSEMENT	10,948	8,965	-	-	32,200
001.0001.1520.0000	POLICE FEES	10,000	11,213	6,911	94,349	77,500
001.0001.1522.0000	ALARM CHARGES	65,777	52,397	67,825	115,220	100,000
001.0001.1524.0000	SEAS/DWI FEES	8,800	8,595	6,757	11,102	7,500
001.0001.1525.0000	TRAFFIC LAW ENFORCE	2,000	4,435	2,804	3,552	4,000
001.0001.1550.0000	PUBL POUND CHR & DOG CTRL FEE	1,912	2,357	2,321	1,888	1,500
001.0001.1560.0000	SAFETY INSPECTION FEES	454,145	687,110	662,666	757,648	540,000
001.0001.1603.0000	VITAL STATISTICS FEE	3,000	2,437	2,535	-	3,000
001.0001.1720.0000	PARKING PERMITS/LOT 1	219,998	193,956	186,419	190,000	220,000
001.0001.1721.0000	PARKING PERMITS/OTHERS	303,998	326,087	311,303	320,000	335,000
001.0001.1722.0000	PARKING LOT #3	259,998	331,200	320,213	346,802	375,000
001.0001.2001.0000	RECREATION FEES	457,452	460,614	541,865	534,075	583,700
001.0001.2110.0000	ZONING FEES	13,650	17,320	20,950	27,370	20,000

**GENERAL FUND REVENUE
2010 - 2014**

	2010	2011	2012	2013	2014
001.0001.2111.0000 WETLANDS FEES	4,500	6,915	6,775		5,500
001.0001.2115.0000 PLANNING BOARD FEES	26,787	31,575	36,856		26,500
001.0001.2117.0000 ESCROW	90,753	76,552	92,704		-
001.0001.2376.0000 GARBAGE FEES/SR. CITIZENS	5,237	7,690	1,735		1,600
001.0001.2389.0000 RECYCLING	23,616	27,440	7,676	11,046	12,000
001.0001.2401.0000 INTEREST & EARNINGS	32,250	30,916	17,484	25,993	20,000
001.0001.2402.0000 UNEMPLOYMENT INT	150	142	94		100
001.0001.2403.0000 OPEN SPACE INTEREST	3,699	3,883	2,147		-
001.0001.2410.0000 RENTAL OF PROPERTY, INDIVIDUAL	62,184	64,750	65,503	66,314	59,000
001.0001.2540.0000 GAMES OF CHANCE	50	40	50		50
001.0001.2544.0000 DOG LICENSES	10,012	15,655	17,712	20,054	13,500
001.0001.2610.0000 FINES & FORFEITED BAIL	524,675	648,238	586,523	686,688	550,250
001.0001.2652.0000 CLEAN UP DAYS	8,625	9,314	8,346		9,000
001.0001.2665.0000 SALES OF EQUIPMENT	9,785	3,533	8,000		61,000
001.0001.2680.0000 INSURANCE RECOVERIES	18,321	4,881	15,940		-
001.0001.2681.0000 INS. RECOVERY/COMP.	184,035	55,383	117,426		170,000
001.0001.2700.0000 MEDICARE D REIMBURSEMENT	29,364	39,450	37,104	23,072	35,500
001.0001.2705.0000 GIFTS AND DONATIONS	5,000	-	1,600		6,000
001.0001.2706.0000 DARE DONATIONS	2,555	2,293	1,600		3,000
001.0001.2707.0000 EXPLORERS	-	500	800		-
001.0001.2770.0000 MISCELLANEOUS REVENUES	61,749	90,050	29,617	320,916	25,000
001.0001.2771.0000 HISTORIAN REVENUE	1,256	2,060	1,155	1,995	2,000
OTHER/DEPARTMENTAL INCOME	\$ 2,926,218	\$ 3,243,449	\$ 3,240,415	\$ 3,588,011	\$ 3,339,400

**GENERAL FUND REVENUE
2010 - 2014**

ACCOUNT NO	ACCOUNT DESCRIPTION	2010	2011	2012	2013	2014	
001.1010.0100.0000	Town Board	PERSONAL SERVICES	63,788	68,891	2,548	-	-
001.1010.0123.0000		PART-TIME LABOR	-	-	63,692	66,993	69,204
001.1110.0100.0000	Justice Court	PERSONAL SERVICES	332,488	302,914	271,983	277,795	284,794
001.1110.0101.0000		OVERTIME	36,438	40,495	48,316	40,168	73,000
001.1110.0123.0000		PART-TIME LABOR	93,252	105,032	94,101	103,585	86,632
001.1220.0100.0000	Supervisor	PERSONAL SERVICES	227,469	237,438	239,676	244,445	271,495
001.1220.0101.0000		OVERTIME	3,588	333	-	343	-
001.1220.0123.0000		PART-TIME LABOR	-	-	125	648	671
001.1310.0100.0000	Comptroller	PERSONAL SERVICES	279,989	282,502	295,977	316,641	293,379
001.1310.0101.0000		OVERTIME	8,978	6,497	5,745	4,678	12,000
001.1310.0123.0000		PART-TIME LABOR	-	3,669	-	6,013	3,500
001.1330.0100.0000	Receiver	PERSONAL SERVICES	61,086	63,279	64,837	66,257	75,613
001.1330.0101.0000		OVERTIME	-	2	-	11,905	13,450
001.1330.0123.0000		PART-TIME LABOR	10,317	11,969	9,582	-	-
001.1355.0100.0000	Assessor	PERSONAL SERVICES	157,896	165,799	188,035	154,394	156,302
001.1355.0101.0000		OVERTIME	6	48	223	1,102	950
001.1355.0123.0000		PART-TIME LABOR	-	1,318	-	7,017	4,900
001.1410.0100.0000	Town Clerk	PERSONAL SERVICES	147,087	148,816	154,966	157,121	160,990
001.1410.0101.0000		OVERTIME	218	426	1,142	432	250
001.1430.0100.0000	Personnel	PERSONAL SERVICES	68,720	70,766	72,266	74,714	75,617
001.1450.0100.0000	Elections	PERSONAL SERVICES	5,500	5,533	5,500	5,590	2,000
001.1450.0101.0000		OVERTIME	-	-	-	-	-
001.1460.0100.0000	Records Management	PERSONAL SERVICES	3,352	3,463	3,500	3,500	-
001.1460.0123.0000		PART-TIME LABOR	-	-	-	-	-
001.1490.0100.0000	Public works	PERSONAL SERVICES	5,752	-	-	-	-
001.1490.0101.0000		OVERTIME	-	-	-	-	-
001.1620.0100.0000	Town House Maintenance	PERSONAL SERVICES	195,088	184,011	141,632	190,403	202,863
001.1620.0101.0000		OVERTIME	34,032	30,710	37,378	37,640	35,000
001.3120.0100.0000	Police	PERSONAL SERVICES	4,205,476	4,140,748	4,261,650	3,957,186	4,136,387
001.3120.0101.0000		OVERTIME	491,638	602,549	778,911	805,470	525,000
001.3120.0123.0000		PART-TIME LABOR	31,225	32,772	33,708	33,850	50,838
001.3122.0123.0000	Crossing Guards	PART-TIME LABOR	23,762	23,011	23,682	20,779	24,413
001.3510.0100.0000	Animal Control	PERSONAL SERVICES	22,390	21,341	22,634	22,721	22,988
001.3510.0101.0000		OVERTIME	153	278	60	137	-
001.3620.0100.0000	Safety Inspection	PERSONAL SERVICES	390,554	300,255	344,291	350,545	346,093
001.3620.0101.0000		OVERTIME	3,267	1,334	951	1,555	3,000
001.3620.0123.0000		PART-TIME LABOR	16,518	28,443	14,153	11,539	12,000
001.4020.0100.0000	Registrar	PERSONAL SERVICES	2,690	1,927	3,320	2,030	4,000
001.4091.0100.0000		PERSONAL SERVICES	1,069	1,111	1,111	1,111	1,111
001.5010.0100.0000	Superintendent of Public Works	PERSONAL SERVICES	256,537	263,206	267,613	220,225	204,522
001.5010.0123.0000		PART-TIME LABOR	-	4,297	5,955	6,206	5,000

**GENERAL FUND EXPENDITURES
2010-2014**

ACCOUNT NO	ACCOUNT DESCRIPTION	2010	2011	2012	2013	2014	
001.5650.0100.0000	Off-Street Parking	PERSONAL SERVICES	65,228	64,826	69,502	37,123	68,559
001.5650.0101.0000		OVERTIME	55	-	-	19	-
001.5650.0123.0000		PART-TIME LABOR	1,079	5,946	4,291	9,900	-
001.7020.0100.0000	Recreation Administration	PERSONAL SERVICES	413,603	294,520	310,425	316,814	321,935
001.7020.0101.0000		OVERTIME	12,110	6,031	433	2,701	1,400
001.7140.0101.0000	Recreation Programs	OVERTIME	-	185	5,105	3,727	4,250
001.7140.0123.0000		PART-TIME LABOR	82,088	79,833	78,156	81,423	81,000
001.7180.0100.0000	Beaver Dam Park	PERSONAL SERVICES	13,891	-	-	-	-
001.7180.0123.0000		PART-TIME LABOR	880	1,804	3,859	6,797	7,680
001.7310.0100.0000	Summer Camp	PERSONAL SERVICES	-	9,853	13,955	14,056	14,792
001.7310.0101.0000		OVERTIME	-	1,006	1,120	1,634	2,500
001.7310.0123.0000		PART-TIME LABOR	225,313	221,006	222,886	217,807	229,900
001.7510.0123.0000	Historian	PART-TIME LABOR	13,341	13,470	13,309	10,083	16,000
001.7520.0100.0000	Historical Properties	PERSONAL SERVICES	10,391	-	-	3,216	3,850
001.7520.0123.0000		PART-TIME LABOR	7,000	6,475	3,870	-	1,063
001.7560.0100.0000		PERSONAL SERVICES	-	-	-	-	750
001.7620.0100.0000	Senior Citizen Program	PERSONAL SERVICES	-	-	13,792	14,120	14,414
001.7620.0101.0000		OVERTIME	-	-	661	550	2,250
001.7620.0123.0000		PART-TIME LABOR	40,450	30,665	29,347	27,396	33,914
001.8010.0100.0000	Zoning Board of Appeals	PERSONAL SERVICES	4,971	14,273	15,067	14,984	15,367
001.8010.0101.0000		OVERTIME	1,584	2,361	2,706	1,347	2,000
001.8010.0123.0000		PART-TIME LABOR	20,128	18,986	21,046	23,394	23,394
001.8020.0100.0000	Planning Board	PERSONAL SERVICES	182,691	185,453	189,782	191,640	191,371
001.8020.0101.0000		OVERTIME	1,292	1,621	2,248	2,058	2,000
001.8020.0123.0000		PART-TIME LABOR	47,821	45,679	45,679	44,068	45,679
001.8091.0100.0000	Wetlands Commission	PERSONAL SERVICES	51,491	49,521	53,253	53,488	54,280
001.8091.0101.0000		OVERTIME	1,796	1,140	94	264	1,500
001.8091.0123.0000		PART-TIME LABOR	25,867	22,537	22,708	23,394	23,394
001.8093.0101.0000	Clean up days	OVERTIME	-	-	-	6,126	7,000
001.8810.0100.0000	Cemeteries	PERSONAL SERVICES	10,391	-	-	-	-
001.8810.0123.0000		PART-TIME LABOR	3,500	3,124	3,859	3,216	3,850
		PERSONAL SERVICES	8,417,284	8,235,501	8,586,415	8,318,096	8,332,054

**GENERAL FUND EXPENDITURES
2010-2014**

ACCOUNT NO	ACCOUNT DESCRIPTION	2010	2011	2012	2013	2014	
001.1110.0201.0000	Justice Court	EQUIPMENT UNDER \$5,000	375	-	-	-	500
001.1620.0200.0000	Town House Maintenance	EQUIPMENT	-	-	-	-	-
001.1620.0201.0000		EQUIPMENT UNDER \$5000	-	(268)	-	-	2,000
001.1680.0200.0000	Central Data	EQUIPMENT	-	-	-	-	-
001.3120.0200.0000	Police	EQUIPMENT	-	15,666	-	40,933	-
001.3120.0201.0000		EQUIPMENT UNDER \$5000	3,745	-	-	-	-
001.3620.0201.0000	Safety Inspection	EQUIPMENT UNDER \$5,000	424	965	866	-	1,500
001.7020.0201.0000	Recreation Administration	EQUIPMENT UNDER \$5,000	-	-	-	-	250
001.7180.0201.0000	Beaver Dam Park	EQUIPMENT UNDER \$5000	-	-	-	4,309	600
001.7180.0201.0000	Beaver Dam Park	EQUIPMENT UNDER \$5,000	-	-	-	-	-
001.7520.0201.0000	Historical Properties	EQUIPMENT UNDER \$5000	-	-	-	437	900
001.8091.0201.0000	Wetlands Commission	EQUIPMENT UNDER \$5,000	-	-	-	-	150
001.8810.0201.0000	Cemeteries	EQUIPMENT UNDER \$5,000	-	-	-	437	900
		EQUIPMENT	4,544	16,363	866	46,116	6,800
001.1010.0424.0135	Town Board	WEB CASTING	2,200	-	-	-	-
001.1010.0424.0000		SPECIAL PROJECTS	61,393	43,463	15,454	49,711	50,555
001.1010.0425.0000		EDUCATION & TRAVEL	648	-	-	-	-
001.1110.0400.0171	Justice Court	JCAP GRANT	4,012	5,522	198	2,520	-
001.1110.0401.0000		BOOKS, DUES & SUBSCRIPTIONS	2,300	4,377	1,162	1,936	2,300
001.1110.0404.0000		EDUCATION & TRAVEL	887	1,125	1,179	536	850
001.1110.0413.0000		SUPPLIES	3,042	2,177	4,138	3,722	3,200
001.1110.0418.0000		STENOGRAPHIC SERVICES	23,840	27,360	24,840	28,220	27,500
001.1110.0419.0000		TELEPHONE	1,593	1,396	1,363	1,292	1,300
001.1110.0421.0000		INTERPRETER/DMV	10,850	14,455	11,168	10,486	12,000
001.1110.0422.0000		SOFTWARE/COPIER	4,422	4,453	4,013	3,137	4,700
001.1110.0424.0000		COMPLUS SERVICE	29,653	31,868	26,693	31,704	28,500
001.1220.0401.0000	Supervisor	BOOKS, DUES & SUBSCRIPTIONS	42	1,482	1,650	-	300
001.1220.0404.0000		EDUCATION & TRAVEL	-	-	-	-	300
001.1220.0413.0000		SUPPLIES	795	770	840	664	850
001.1220.0419.0000		TELEPHONE	1,055	1,342	1,266	1,220	1,000
001.1220.0421.0000		COPIER	7,740	3,896	4,270	-	-
001.1310.0401.0000	Comptroller	BOOKS, DUES & SUBSCRIPTIONS	207	906	300	191	1,500
001.1310.0404.0000		EDUCATION & TRAVEL	1,118	638	687	3,793	900
001.1310.0412.0000		MILEAGE	517	766	1,278	1,752	800
001.1310.0413.0000		SUPPLIES	3,199	1,630	2,543	3,019	3,500
001.1310.0416.0000		FINANCIAL SERVICES	11,931	8,867	4,242	6,683	9,000
001.1310.0419.0000		TELEPHONE	935	598	584	554	600
001.1310.0421.0000		CONTRACTUAL EXPENSES	104	-	-	-	-
001.1310.0422.0000		COMPUTER SOFTWARE	7,377	11,140	9,805	12,795	13,000
001.1310.0430.0000		COPIER COST	13,242	12,726	6,036	6,293	12,350

**GENERAL FUND EXPENDITURES
2010-2014**

ACCOUNT NO	ACCOUNT DESCRIPTION	2010	2011	2012	2013	2014	
001.1320.0421.0000	Audit Service	CONTRACTUAL EXPENSES	49,000	49,000	49,000	50,000	51,000
001.1330.0404.0000	Receiver	EDUCATION & TRAVEL	100	-	100	-	-
001.1330.0413.0000		SUPPLIES	401	547	582	639	600
001.1330.0415.0000		PRINTING, REPRODUCTION	11,383	9,835	9,647	7,409	12,000
001.1330.0419.0000		TELEPHONE	455	399	389	369	450
001.1330.0421.0000		BOOKS, DUES & SUBSCRIPTIONS	150	150	150	175	200
001.1330.0422.0000		COMPUTER SOFTWARE	8,820	9,520	8,820	5,000	11,000
001.1355.0402.0000	Assessor	VEHICLE MAINTENANCE/FUEL	66	2,074	507	1,017	600
001.1355.0404.0000		COMPUTER SOFTWARE	1,650	1,780	390	1,650	2,100
001.1355.0413.0000		SUPPLIES	463	407	671	680	750
001.1355.0415.0000		PRINTING, COPIER	6,752	1,411	4,614	5,757	4,200
001.1355.0419.0000		TELEPHONE	455	399	390	369	500
001.1355.0421.0000		BOOKS, DUES & SUBSCRIPTIONS	445	450	415	915	1,100
001.1355.0422.0000		TAX MAPS, RPS	3,920	2,765	-	3,039	3,200
001.1355.0423.0000		EDUCATION & TRAINING	255	-	50	100	500
001.1355.0425.0000		APPRAISALS	-	-	6,500	2,000	5,000
001.1356.0400.0000	Assessment Board	BOARD STIPENDS	1,338	1,886	3,557	2,642	1,375
001.1375.0400.0000	Credit Card fees	CREDIT CARD FEES	14,177	16,880	21,394	32,592	23,000
001.1410.0404.0000	Town Clerk	EDUCATION & TRAVEL	1,180	740	182	187	250
001.1410.0412.0000		MILEAGE	-	-	-	-	100
001.1410.0413.0000		SUPPLIES	599	500	496	500	500
001.1410.0415.0000		PRINTING, REPRODUCTION	2,586	4,716	4,000	3,681	5,000
001.1410.0419.0000		TELEPHONE	1,057	1,446	1,265	1,220	1,300
001.1410.0421.0000		BOOKS, DUES & SUBSCRIPTIONS	435	320	348	349	400
001.1410.0422.0000		COMPUTER SOFTWARE	1,465	7,660	6,503	1,225	1,895
001.1410.0423.0000		RESEARCH, ADVERT'ING	1,900	4,031	4,696	3,752	6,000
001.1420.0422.0000	Law	SPECIAL COUNSEL	257,038	285,391	287,988	299,889	300,000
001.1420.0444.0000		COURT PROSECUTORS	14,000	19,500	18,500	17,000	24,000
001.1430.0401.0000	Personnel	BOOKS, DUES & SUBSCRIPTIONS	100	43	-	199	450
001.1430.0404.0000		EDUCATION & TRAINING	100	467	248	250	250
001.1430.0412.0000		MILEAGE	-	-	-	-	-
001.1430.0413.0000		SUPPLIES	172	200	200	-	-
001.1430.0419.0000		TELEPHONE	227	199	195	185	300
001.1440.0405.0000	Engineer	CONSULTANT	85,635	62,683	96,147	108,124	92,500
001.1450.0422.0000	Elections	BOARD OF ELECTIONS	23,302	26,161	24,721	25,463	26,700
001.1450.0423.0000		MOVING MACHINES	1,422	-	-	-	-
001.1450.0427.0000		STORAGE OF MACHINES	2,160	-	-	-	-
001.1460.0424.0000	Records Management	SUPPLIES	704	410	456	8,635	500

**GENERAL FUND EXPENDITURES
2010-2014**

ACCOUNT NO	ACCOUNT DESCRIPTION	2010	2011	2012	2013	2014	
001.1620.0402.0000	Town House Maintenance	VEHICLE EXPENSE	595	3,726	2,370	1,829	3,650
001.1620.0407.0000		ELECTRICITY	34,260	29,938	27,792	42,104	32,000
001.1620.0409.0000		HEATING FUEL	11,629	11,880	10,434	13,109	13,500
001.1620.0413.0000		SUPPLIES	52	105	-	-	-
001.1620.0417.0000		REPAIRS, MAINT.	22,505	21,688	124,395	33,140	25,000
001.1620.0419.0000		INTERNET CONNECTION	7,214	7,460	6,640	7,064	9,500
001.1620.0421.0000		GARBAGE REMOVAL	18,353	18,353	18,336	18,336	18,000
001.1620.0422.0000		SUPPLIES	9,729	7,620	9,776	5,760	10,000
001.1620.0423.0000		ELEVATOR MAINTENANCE	7,003	7,139	2,650	5,538	6,000
001.1621.0407.0000	Railroad Station Maintenance	RAILROAD STA/ELEC.	-	106	-	448	-
001.1621.0408.0000		GAS (HEAT)	905	1,471	268	1,749	1,550
001.1621.0410.0000		LEASE PAYMENT	14,067	14,375	11,027	18,834	14,000
001.1621.0417.0000		REPAIRS, MAINT.	459	496	1,381	965	2,000
001.1622.0407.0000	Town House Annex Building	ELECTRICITY	3,134	3,066	2,726	3,264	4,000
001.1622.0409.0000		HEATING FUEL	8,112	7,388	7,396	10,574	9,200
001.1622.0417.0000		REPAIRS, MAINT.	927	2,691	1,404	3,333	4,500
001.1622.0422.0000		SUPPLIES	813	1,994	1,812	496	2,000
001.1624.0406.0000	Community House	SCOUT HUT UTILITIES	88	210	107	92	-
001.1624.0407.0000		ELECTRICITY	8,287	3,047	774	2,829	4,000
001.1624.0409.0000		HEATING FUEL	4,451	9,038	8,721	8,503	9,000
001.1624.0410.0000		WATER CHARGE	138	314	234	96	315
001.1624.0417.0000		REPAIRS, MAINT.	5,355	2,552	2,612	4,675	5,500
001.1624.0419.0000		TELEPHONE	2,303	2,033	1,102	908	1,000
001.1624.0421.0000		GARBAGE REMOVAL	480	480	480	480	480
001.1624.0422.0000		SUPPLIES	2,953	1,935	2,292	1,243	2,500
001.1670.0403.0000	Central Printing	EQUIP LEASE	29,605	5,356	-	-	1,500
001.1670.0415.0000		PRINTING, REPRODUCTION	-	-	630	-	-
001.1670.0424.0000		PAPER/ENVELOPES	-	5,256	5,333	4,674	25,000
001.1670.0425.0000		SUPPLIES	-	115	-	-	-
001.1670.0426.0000		POSTAGE	25,953	23,604	25,608	26,426	35,000
001.1670.0427.0000		PITNEY BOWES CONTRACTS	4,556	4,704	4,704	5,880	6,000
001.1680.0406.0000	Central Data	OUTSOURCED CONTRACTS	42,756	49,183	57,723	70,199	59,750
001.1680.0423.0000		SUPPLIES, SERVICES	-	-	-	-	-
001.1680.0424.0000		SOFTWARE/NEW & UPGRADES	2,907	2,663	945	6,899	5,000
001.1680.0425.0000		SOFTWARE LICENSING FEES	-	-	-	-	-
001.1680.0426.0000		MAINTENANCE	7,126	2,000	23,179	10,259	25,000
001.1680.0428.0000		EDUCATION & TRAINING	-	2,990	-	367	-
001.1910.0421.0000	Insurance	INSURANCE	192,656	147,350	180,706	172,636	186,680
001.1920.0421.0000	Memberships and Dues	DUES/MUNICIPAL ASSNS.	5,910	4,065	3,015	4,965	5,000
001.1930.0421.0000	Judgement and Claims	JUDGEMENTS, CLAIMS	8,690	694	21,275	4,139	50,000
001.1950.0421.0000	Tax on Town Property	TAXES ON TOWN PROP.	-	-	1,181	653	800
001.1980.0447.0000	MTA Tax	PMT OF MTA PAYROLL TAX	25,334	27,431	28,930	25,577	27,951
001.1989.0421.0000	Asset Appraisal	FIXED ASSET APPRAISAL	-	-	-	-	-

**GENERAL FUND EXPENDITURES
2010-2014**

ACCOUNT NO	ACCOUNT DESCRIPTION	2010	2011	2012	2013	2014	
001.1990.0421.0000	Contingency	CONTINGENCY	2,753	-	-	-	161,431
001.2989.0400.0000	Explorers	EXPLORER'S	-	771	114	246	-
001.2989.0401.0000	DARE	D.A.R.E. TOWN	1,625	909	816	1,185	1,500
001.3120.0407.0000	Police	RADIO TOWERS	1,622	1,595	1,617	1,951	2,000
001.3120.0408.0000		ELECTRIC	19,387	17,535	12,523	18,431	19,300
001.3120.0409.0000		HEATING FUEL	5,505	9,213	5,028	3,500	7,500
001.3120.0413.0000		SUPPLIES	4,655	3,564	7,343	28	4,500
001.3120.0415.0000		PRINTING, REPRODUCTION	5,968	6,750	9,524	9,227	10,300
001.3120.0417.0000		REPAIR & MAINTENANCE	11,896	17,814	15,965	13,415	17,000
001.3120.0418.0000		CANDIDATE SCREENING	1,391	-	880	4,703	3,000
001.3120.0419.0000		TELEPHONE	24,361	23,631	26,291	25,945	28,440
001.3120.0420.0000		UNIFORM EXPENSE	46,572	43,050	42,078	50,224	54,400
001.3120.0422.0000		GASOLINE	54,045	47,758	84,998	46,933	70,150
001.3120.0423.0000		REPAIRS (CARS)	65,268	72,577	88,510	101,930	80,000
001.3120.0424.0000		REPAIRS (RADIOS)	8,392	4,929	1,780	4,523	5,000
001.3120.0425.0000		EDUCATION & TRAVEL	4,552	4,534	10,871	12,488	10,000
001.3120.0426.0000		INVESTIGATION	1,695	1,504	1,613	1,944	2,000
001.3120.0428.0000		SUPPLIES	22,140	30,539	27,158	35,758	36,660
001.3120.0430.0000		SERVICE/RECORDER	-	57	-	-	200
001.3120.0432.0000	COMPUTER SOFTWARE	25,934	29,632	35,396	35,655	39,010	
001.3120.0440.0000	CAUSE & ORIGIN	-	780	474	-	-	
001.3120.0446.0000	DEA-ASSET FORFEITURE	5,782	-	-	-	-	
001.3122.0422.0000	Crossing Guards	UNIFORM & EXPENSES	-	-	-	148	300
001.3510.0402.0000	Animal Control	VEHICLE EXPENSE	2,041	-	3,052	-	2,000
001.3510.0406.0000		SPCA	8,255	5,152	-	-	-
001.3510.0419.0000		TELEPHONE	227	199	195	185	200
001.3510.0420.0000		UNIFORM EXPENSE	300	-	-	-	500
001.3510.0424.0000		POUND CARE	2,170	5,867	12,856	8,781	13,000
001.3510.0425.0000		POUND LEASE	2,160	2,160	2,400	2,400	2,160
001.3620.0401.0000	Safety Inspection	BOOKS, DUES & SUBSCRIPTIONS	105	-	-	-	500
001.3620.0402.0000		VEHICLE EXPENSE	1,175	2,160	5,112	10,025	4,500
001.3620.0403.0000		EQUIP LEASE	-	-	-	-	500
001.3620.0404.0000		EDUCATION & TRAVEL	480	480	1,130	1,020	2,000
001.3620.0413.0000		SUPPLIES	2,440	2,402	2,093	1,780	2,650
001.3620.0419.0000		TELEPHONE	2,848	2,638	2,296	2,090	2,500
001.3620.0422.0000		COMPUTER SOFTWARE	9,802	14,103	14,288	15,096	14,000
001.4090.0422.0000	Environmental Health	ENVIRONMENTAL SVCS.	41,709	55,915	40,861	644	2,000
001.4090.0429.0000		SEWER PROGRAM	42	-	44	46	-
001.4091.0407.0000	Recycling	ELECTRICITY	1,231	1,318	1,086	1,752	3,800
001.4091.0434.0000		CONTRACTUAL EXPENSES	22,500	22,500	22,500	22,500	30,400
001.4189.0421.0000	Nursing Service	VISITING NURSE ASSN.	-	-	-	-	500
001.4210.0400.0000	Drug Abuse Program	TRI TOWN PROGRAM	25,990	26,000	26,000	15,907	21,000
001.4540.0421.0000	Ambulance	KATONAH/BDFD HILLS	15,000	15,000	15,000	15,000	15,000

**GENERAL FUND EXPENDITURES
2010-2014**

ACCOUNT NO	ACCOUNT DESCRIPTION	2010	2011	2012	2013	2014	
001.5650.0402.0000	Off-Street Parking	VEHICLE EXPENSE	3,899	-	-	-	4,575
001.5650.0406.0000		PARKING LOT LEASE	33,936	27,600	3,640	5,600	3,800
001.5650.0407.0000		ELECTRICITY	10,321	13,591	9,264	12,434	12,000
001.5650.0411.0000		MISC FEES	1,784	600	720	756	1,000
001.5650.0413.0000		SUPPLIES	-	553	5	-	-
001.5650.0415.0000		PRINTING, REPRODUCTION	5,936	3,506	5,917	5,669	6,000
001.5650.0419.0000		TELEPHONE	228	199	195	4,209	3,000
001.5650.0420.0000		UNIFORM EXPENSE	222	72	434	-	500
001.5650.0422.0000		LOT MAINTENANCE	10,621	-	-	8,359	6,000
001.5650.0424.0000		METER RENTAL/MAINT.	5,000	3,342	-	805	5,700
001.5650.0425.0000		LAND USE FEES/NYC	166,184	166,594	168,897	169,742	140,000
001.6142.0422.0000	Blue Mountain Housing	AUDIT	263	2,300	-	-	2,500
001.6142.0427.0000		INSURANCE	1,150	1,313	1,319	1,156	1,400
001.6142.0428.0000		PROFESSIONAL FEES	2,380	-	-	-	2,500
001.6510.0421.0000	Veterans Services	CONTRACTUAL EXPENSES	2,694	2,700	2,700	2,696	3,500
001.7020.0403.0000	Recreation Administration	VEHICLE LEASE	-	-	-	1,583	2,858
001.7020.0404.0000		VEHICLE EXPENSE	462	1,162	3,560	1,115	1,800
001.7020.0413.0000		SUPPLIES	2,282	1,220	1,730	12,061	10,000
001.7020.0414.0000		COPIER/SVC CONTRACT	870	12,497	11,349	6,334	4,525
001.7020.0419.0000		TELEPHONE	6,406	6,480	6,522	120	1,000
001.7020.0420.0000		EDUCATION & TRAVEL	677	-	390	405	700
001.7020.0421.0000		BOOKS, DUES & SUBSCRIPTIONS	1,250	1,243	531	551	1,300
001.7020.0422.0000		COMPUTER SOFTWARE	1,200	1,100	551	250	-
001.7140.0404.0000	Recreation Programs	VEHICLE EXPENSE	1,531	-	218	960	1,670
001.7140.0413.0000		PAPER	-	-	-	-	-
001.7140.0416.0000		FACILITY RENTALS	1,500	1,300	1,500	1,300	1,500
001.7140.0419.0000		TELEPHONE	-	-	-	-	936
001.7140.0420.0000		EDUCATION & TRAINING	2,560	-	-	-	-
001.7140.0424.0000		SOFTBALL PROGRAM	-	-	438	1,334	1,000
001.7140.0426.0000		SPORTS EQUIPMENT	-	-	-	-	-
001.7140.0429.0000		PRINTING & POSTAGE	10,591	8,000	10,000	12,856	13,000
001.7140.0430.0000		DEVELOP. DISABLED	16,246	16,312	16,401	16,117	16,500
001.7140.0431.0000		PROGRAM SUPPLIES	10,541	13,890	15,428	11,246	16,000
001.7140.0432.0000		SUMMER CONCERT SERIES	5,090	5,017	-	-	-
001.7140.0434.0000		LEAGUE CONF/TEAM/SWIM FEES	2,515	2,430	2,613	2,478	2,900
001.7140.0437.0000		TROPHIES & AWARDS	540	644	705	-	800
001.7140.0440.0000		OUTSIDE PROGRAMS	15,057	13,918	17,998	20,895	21,000
001.7140.0445.0000		SPECIAL EVENTS	6,000	6,035	7,574	8,393	8,000
001.7180.0413.0000	Beaver Dam Park	SUPPLIES	1,210	2,099	2,124	1,106	2,800
001.7180.0417.0000		REPAIR & MAINTENANCE	110	-	-	1,466	1,500

**GENERAL FUND EXPENDITURES
2010-2014**

ACCOUNT NO	ACCOUNT DESCRIPTION	2010	2011	2012	2013	2014	
001.7280.0420.0000	Tennis Program	SUPPLIES	-	-	-	396	-
001.7280.0420.0000		EDUCATION & TRAINING	39	-	-	-	100
001.7280.0431.0000		TENNIS SUPPLIES	966	984	933	863	1,850
001.7280.0434.0000		LEAGUE CONFERENCE FEES	85	85	-	-	100
001.7280.0437.0000		TROPHIES & AWARDS	-	-	-	-	150
001.7280.0440.0000		TENNIS OUTSIDE PROGRAM INSTRUCTION	5,472	5,648	13,371	24,188	27,500
001.7310.0413.0000	Summer Camp	SUPPLIES	-	-	-	-	-
001.7310.0419.0000		TELEPHONE	-	682	-	-	1,700
001.7310.0420.0000		EDUCATION & TRAVEL	412	416	420	500	500
001.7310.0422.0000		DAY CAMP SUPPLIES	13,635	14,016	14,044	14,974	15,000
001.7310.0423.0000		TINY TOT CAMP SUPPLIES	5,907	5,903	4,782	5,202	6,000
001.7310.0425.0000		STAFF UNIFORMS	1,503	2,000	1,640	1,583	1,800
001.7310.0426.0000		SPORTS SUPPLIES	978	971	989	971	1,000
001.7310.0428.0000		TRANSPORTATION	11,975	10,000	7,845	7,450	10,000
001.7310.0429.0000		PRINTING & POSTAGE	1,049	1,119	1,070	1,014	1,200
001.7310.0431.0000		CONTINGENCY	-	83	-	2,000	2,000
001.7310.0433.0000		SUMMER SERVICES	6,628	7,000	4,685	7,000	7,000
001.7310.0436.0000		SUMMER EVENTS-SELF SUSTAINING	17,410	18,447	19,561	18,728	20,000
001.7310.0438.0000		CAMP SHIRTS	2,500	2,500	2,528	2,609	2,700
001.7310.0444.0000		TRAVEL PROGRAM	29,291	29,719	30,701	30,500	32,000
001.7310.0445.0000		SPECIAL EVENTS	3,851	3,991	3,989	3,996	4,000
001.7410.0421.0000	Libraries	BEDFORD FREE LIBRARY	355,396	319,856	319,856	319,856	339,856
001.7410.0422.0000		BEDFORD HILLS LIB.	401,754	361,579	361,579	361,579	381,579
001.7410.0423.0000		KATONAH VILLAGE LIB.	636,919	573,227	573,227	573,227	593,227
001.7510.0400.0000	Historian	CONTRACTUAL EXPENSE	2,255	1,356	2,088	-	2,000
001.7510.0401.0000		BOOKS, DUES & SUBSCRIPTIONS	56	75	157	167	200
001.7510.0405.0000		ARCHIVAL RESTORATION	463	115	1,029	1,868	2,000
001.7510.0413.0000		SUPPLIES	12	41	254	-	-
001.7510.0419.0000		TELEPHONE	228	199	195	185	300
001.7520.0407.0000	Historical Properties	ELECTRICITY	881	879	680	1,037	1,000
001.7520.0421.0000		CONTRACTUAL EXPENSES	-	-	-	-	-
001.7520.0422.0000		MAINTENACE	1,846	6,969	2,198	1,290	1,500
001.7520.0423.0000		SUPPLIES	3,046	2,479	1,844	2,151	1,200
001.7520.0424.0000		TREES, SHRUBS	1,328	1,061	1,025	1,576	1,500
001.7520.0428.0000		SHOP SUPPLIES	4,471	4,353	3,990	5,490	4,500
001.7520.0429.0000		REFUSE REMOVAL	2,400	2,400	2,400	2,400	2,400
001.7520.0430.0000		EQUIP. REPAIR	2,720	2,983	2,821	3,832	3,500
001.7560.0400.0000	Performing Arts	CONTRACTUAL EXPENSE	-	-	-	12,967	13,100
001.7560.0415.0000		COPIER EXPENSE	-	-	-	-	250
001.7560.0419.0000		TELEPHONE	-	-	-	979	1,310
001.7560.0423.0000		SUPPLIES	-	-	-	2,069	9,780
001.7610.0422.0000	Senior Programs	NUTRITION PROGRAM	15,897	18,384	17,064	19,671	19,200
001.7610.0424.0000		SUPPLIES	526	16	49	-	500

**GENERAL FUND EXPENDITURES
2010-2014**

ACCOUNT NO	ACCOUNT DESCRIPTION	2010	2011	2012	2013	2014	
001.7620.0402.0000	Senior Citizen Recreation	VEHICLE EXPENSE	297	1,521	4,538	3,004	2,500
001.7620.0403.0000		FUEL	-	-	-	-	1,820
001.7620.0419.0000		TELEPHONE	836	947	983	848	300
001.7620.0421.0000		ADMISSION FEES	4,105	4,500	3,509	2,416	4,500
001.7620.0422.0000		BUS RENTALS	3,815	5,253	4,515	2,687	5,000
001.7620.0423.0000		SUPPLIES	2,635	1,366	1,467	1,577	1,500
001.7620.0424.0000		PERFORMERS	3,475	222	1,530	1,970	2,400
001.8010.0404.0000	Zoning Board of Appeals	EDUCATION & TRAVEL	100	40	-	120	400
001.8010.0413.0000		SUPPLIES	110	42	220	75	500
001.8010.0418.0000		LEGAL SERVICES	-	-	-	-	250
001.8010.0419.0000		TELEPHONE	228	199	195	185	225
001.8010.0423.0000		RESEARCH & ADVERTISING	1,330	1,220	1,240	1,800	-
001.8010.0425.0000		EDUCATION & TRAVEL	-	-	-	-	-
001.8020.0402.0000	Planning Board	VEHICLE EXPENSE	2,652	1,641	2,596	2,543	3,100
001.8020.0404.0000		EDUCATION & TRAVEL	60	215	20	115	-
001.8020.0405.0000		ENERGY ADVISORY EXPENSES	4,000	4,000	4,000	6,374	8,000
001.8020.0413.0000		SUPPLIES	125	-	410	373	600
001.8020.0419.0000		TELEPHONE	828	1,143	1,071	1,035	900
001.8020.0422.0000		COMPUTER SOFTWARE	-	-	-	-	3,693
001.8020.0423.0000		RESEARCH & ADVERTISING	406	591	560	460	-
001.8020.0425.0000		SPECIAL PROJECTS	3,406	5,727	6,334	6,835	500
001.8020.0427.0000		OPEN SPACE/CONTRACTUAL	340,000	-	-	-	-
001.8020.0428.0000		OPEN SPACE RESERVE	-	-	163	-	-
001.8020.0429.0000		ESCROW	526	-	1,584	7,327	-
001.8025.0405.0000	Historical Review Board	CONSULTANT	-	1,357	5,733	11,815	4,000
001.8080.0421.0000	Tree Advisory Board	CONTRACTUAL EXPENSES	-	-	162	-	1,000
001.8080.0422.0000		STIPEND - CHAIRPERSON	500	-	500	-	500
001.8080.0423.0000		THE BEDFORD OAK	620	620	384	1,810	3,500
001.8080.0424.0000		TREES, SHRUBS	2,200	398	521	502	2,000
001.8090.0400.0000	Conservation Board	CONTRACTUAL EXPENSE	565	-	-	305	-
001.8090.0414.0000		PUBLISHING/BROCHURES	-	1,416	278	392	1,000
001.8091.0413.0000	Wetlands Commission	SUPPLIES	920	768	715	350	650
001.8091.0419.0000		TELEPHONE	228	199	195	185	200
001.8091.0426.0000		ENVIRONMENTAL SERVICES-NON ESCROW	2,500	3,406	1,969	10,188	2,750
001.8091.0428.0000		ESCROW	21,250	26,325	15,344	19,075	-
001.8093.0424.0000	Clean-up Days	CONTRACTUAL	-	4,570	500	-	1,120
001.8093.0425.0000		HAULING & DUMPING	16,605	15,000	24,490	15,288	20,000
001.8160.0425.0000	Refuse and recycling	HAULING	3,118	3,118	3,108	3,108	2,200
001.8810.0422.0000	Cemeteries	CONTRACTUAL SVCS	256	1,153	-	5,298	10,000
001.8810.0423.0000		SUPPLIES	256	101	43	-	2,000
		CONTRACTUAL EXPENSES	3,929,444	3,402,791	3,575,286	3,837,930	4,302,376

**GENERAL FUND EXPENDITURES
2010-2014**

ACCOUNT NO	ACCOUNT DESCRIPTION	2010	2011	2012	2013	2014	
001.9760.0700.0000	Debt Service	BAN INTEREST	8,355	17,188	4,722	3,456	37,001
001.9901.0900.0000		TRANSFER TO DEBT SERVICE	1,073,089	1,299,372	1,090,186	957,015	786,318
		Debt Service	1,081,444	1,316,560	1,094,908	960,471	823,319
001.9010.0800.0000	STATE RETIREMENT	STATE RETIREMENT	316,200	445,945	536,385	633,959	625,478
001.9015.0800.0000	POLICE RETIREMENT	POLICE RETIREMENT	662,179	866,363	1,111,161	1,064,379	1,111,975
001.9030.0800.0000	SOCIAL SECURITY	SOCIAL SECURITY	466,764	461,708	465,057	456,276	507,985
001.9031.0800.0000	MEDICARE TAX	MEDICARE TAX	117,090	118,289	121,651	118,153	113,519
001.9040.0800.0000	WORKERS COMP.	WORKERS COMP.	291,076	159,741	173,336	140,261	164,946
001.9050.0800.0000	UNEMPLOYMENT INS.	UNEMPLOYMENT INS.	10,032	1,088	4,060	4,509	-
001.9060.0800.0000	HEALTH INSURANCE	HEALTH INSURANCE	1,959,583	2,353,995	2,191,262	2,616,196	2,904,993
001.9061.0800.0000	TEAMSTERS WELFARE FD	TEAMSTERS WELFARE FD	35,104	1,950	2,600	3,900	40,173
001.9062.0800.0000	PBA WELFARE FUND	PBA WELFARE FUND	16,337	12,019	11,500	(2,353)	16,885
001.9063.0800.0000	DENTAL PLAN	DENTAL PLAN	55,798	62,067	70,475	65,672	85,065
001.9064.0800.0000	OPTICAL INSURANCE	OPTICAL INSURANCE	3,422	4,081	4,751	4,769	4,650
001.9065.0800.0000	PBA DENTAL	PBA DENTAL	51,108	58,865	77,596	84,856	92,000
001.9085.0800.0000	FLEXIBLE SPENDING	FLEXIBLE SPENDING	1,436	1,137	1,547	275	2,000
001.9089.0800.0000	EMPLOYEE ASSIST.	EMPLOYEE ASSIST.	3,000	3,000	3,000	3,000	3,060
		EMPLOYEE BENEFITS	3,989,129	4,550,248	4,774,381	5,193,852	5,672,729

**GENERAL FUND EXPENDITURES
2010-2014**

ITEM	ACCOUNT NO	ACTUAL 2010	ACTUAL 2011	ACTUAL 2012	ACTUAL 2013	BUDGET 2014	
100	001.1010.0100.0000	Town Board	63,788	68,891	2,548	-	-
100	001.1110.0100.0000	Justice Court	332,488	302,914	271,983	277,795	284,794
100	001.1220.0100.0000	Supervisor	227,469	237,438	239,676	244,445	271,495
100	001.1310.0100.0000	Comptroller	279,989	282,502	295,977	316,641	293,379
100	001.1330.0100.0000	Receiver	61,086	63,279	64,837	66,257	75,613
100	001.1355.0100.0000	Assessor	157,896	165,799	188,035	154,394	156,302
100	001.1410.0100.0000	Town Clerk	147,087	148,816	154,966	157,121	160,990
100	001.1430.0100.0000	Personnel	68,720	70,766	72,266	74,714	75,617
100	001.1450.0100.0000	Elections	5,500	5,533	5,500	5,590	2,000
100	001.1460.0100.0000	Records Management	3,352	3,463	3,500	3,500	-
100	001.1490.0100.0000	Public works	5,752	-	-	-	-
100	001.1620.0100.0000	Town House Maintenance	195,088	184,011	141,632	190,403	202,863
100	001.3120.0100.0000	Police	4,205,476	4,140,748	4,261,650	3,957,186	4,136,387
100	001.3510.0100.0000	Animal Control	22,390	21,341	22,634	22,721	22,988
100	001.3620.0100.0000	Safety Inspection	390,554	300,255	344,291	350,545	346,093
100	001.4020.0100.0000	Registrar	2,690	1,927	3,320	2,030	4,000
100	001.4091.0100.0000	Registrar	1,069	1,111	1,111	1,111	1,111
100	001.5010.0100.0000	Superintendent of Public Works	256,537	263,206	267,613	220,225	204,522
100	001.5650.0100.0000	Off-Street Parking	65,228	64,826	69,502	37,123	68,559
100	001.7020.0100.0000	Recreation Administration	413,603	294,520	310,425	316,814	321,935
100	001.7180.0100.0000	Beaver Dam Park	13,891	-	-	-	-
100	001.7310.0100.0000	Summer Camp	-	9,853	13,955	14,056	14,792
100	001.7520.0100.0000	Historical Properties	10,391	-	-	3,216	3,850
100	001.7560.0100.0000	Historical Properties	-	-	-	-	750
100	001.7620.0100.0000	Senior Citizen Program	-	-	13,792	14,120	14,414
100	001.8010.0100.0000	Zoning Board of Appeals	4,971	14,273	15,067	14,984	15,367
100	001.8020.0100.0000	Planning Board	182,691	185,453	189,782	191,640	191,371
100	001.8091.0100.0000	Wetlands Commission	51,491	49,521	53,253	53,488	54,280
100	001.8810.0100.0000	Cemeteries	10,391	-	-	-	-
TOTAL SALARIES AND WAGES		7,179,588	6,880,447	7,007,315	6,690,119	6,923,472	

GENERAL FUND SALARY-OVERTIME-PARTTIME LABOR AND BENEFITS

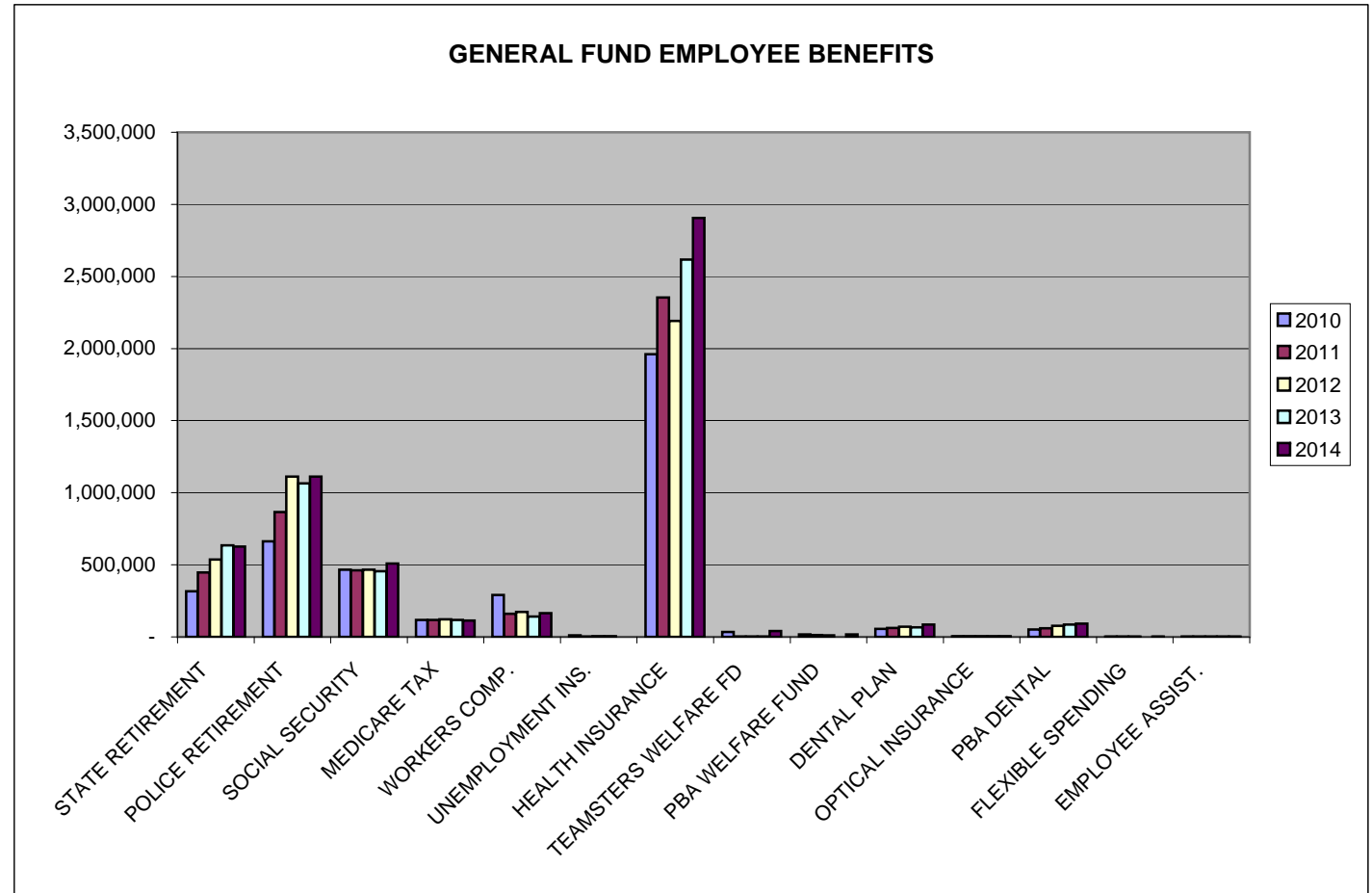
ITEM ACCOUNT NO	ACTUAL 2010	ACTUAL 2011	ACTUAL 2012	ACTUAL 2013	BUDGET 2014
101 001.1110.0101.0000 Justice Court	36,438	40,495	48,316	40,168	73,000
101 001.1220.0101.0000 Supervisor	3,588	333	-	343	-
101 001.1310.0101.0000 Comptroller	8,978	6,497	5,745	4,678	12,000
101 001.1330.0101.0000 Receiver	-	2	-	11,905	13,450
101 001.1355.0101.0000 Assessor	6	48	223	1,102	950
101 001.1410.0101.0000 Town Clerk	218	426	1,142	432	250
101 001.1450.0101.0000 Elections	-	-	-	-	-
101 001.1490.0101.0000 Public works	-	-	-	-	-
101 001.1620.0101.0000 Town House Maintenance	34,032	30,710	37,378	37,640	35,000
101 001.3120.0101.0000 Police	491,638	602,549	778,911	805,470	525,000
101 001.3510.0101.0000 Animal Control	153	278	60	137	-
101 001.3620.0101.0000 Safety Inspection	3,267	1,334	951	1,555	3,000
101 001.5650.0101.0000 Off-Street Parking	55	-	-	19	-
101 001.7020.0101.0000 Recreation Administration	12,110	6,031	433	2,701	1,400
101 001.7140.0101.0000 Recreation Programs	-	185	5,105	3,727	4,250
101 001.7310.0101.0000 Summer Camp	-	1,006	1,120	1,634	2,500
101 001.7620.0101.0000 Senior Citizen Program	-	-	661	550	2,250
101 001.8010.0101.0000 Zoning Board of Appeals	1,584	2,361	2,706	1,347	2,000
101 001.8020.0101.0000 Planning Board	1,292	1,621	2,248	2,058	2,000
101 001.8091.0101.0000 Wetlands Commission	1,796	1,140	94	264	1,500
101 001.8093.0101.0000 Clean up days	-	-	-	6,126	7,000
TOTAL OVERTIME	595,155	695,017	885,094	921,856	685,550

GENERAL FUND SALARY-OVERTIME-PARTTIME LABOR AND BENEFITS

ITEM	ACCOUNT NO	ACTUAL 2010	ACTUAL 2011	ACTUAL 2012	ACTUAL 2013	BUDGET 2014	
123	001.1010.0123.0000	Town Board	-	-	63,692	66,993	69,204
123	001.1110.0123.0000	Justice Court	93,252	105,032	94,101	103,585	86,632
123	001.1220.0123.0000	Supervisor	-	-	125	648	671
123	001.1310.0123.0000	Comptroller	-	3,669	-	6,013	3,500
123	001.1330.0123.0000	Receiver	10,317	11,969	9,582	-	-
123	001.1355.0123.0000	Assessor	-	1,318	-	7,017	4,900
123	001.1460.0123.0000	Records Management	-	-	-	-	-
123	001.3120.0123.0000	Police	31,225	32,772	33,708	33,850	50,838
123	001.3122.0123.0000	Crossing Guards	23,762	23,011	23,682	20,779	24,413
123	001.3620.0123.0000	Safety Inspection	16,518	28,443	14,153	11,539	12,000
123	001.5010.0123.0000	Superintendent of Public Works	-	4,297	5,955	6,206	5,000
123	001.5650.0123.0000	Off-Street Parking	1,079	5,946	4,291	9,900	-
123	001.7140.0123.0000	Recreation Programs	82,088	79,833	78,156	81,423	81,000
123	001.7180.0123.0000	Beaver Dam Park	880	1,804	3,859	6,797	7,680
123	001.7310.0123.0000	Summer Camp	225,313	221,006	222,886	217,807	229,900
123	001.7510.0123.0000	Historian	13,341	13,470	13,309	10,083	16,000
123	001.7520.0123.0000	Historical Properties	7,000	6,475	3,870	-	1,063
123	001.7620.0123.0000	Senior Citizen Program	40,450	30,665	29,347	27,396	33,914
123	001.8010.0123.0000	Zoning Board of Appeals	20,128	18,986	21,046	23,394	23,394
123	001.8020.0123.0000	Planning Board	47,821	45,679	45,679	44,068	45,679
123	001.8091.0123.0000	Wetlands Commission	25,867	22,537	22,708	23,394	23,394
123	001.8810.0123.0000	Cemeteries	3,500	3,124	3,859	3,216	3,850
TOTAL PART-TIME LABOR		642,541	660,037	694,006	704,108	723,032	
TOTAL PERSONAL SERVICES		8,417,284	8,235,501	8,586,415	8,316,083	8,332,054	
800	001.9010.0800.0000	STATE RETIREMENT	316,200	445,945	536,385	633,959	625,478
800	001.9015.0800.0000	POLICE RETIREMENT	662,179	866,363	1,111,161	1,064,379	1,111,975
800	001.9030.0800.0000	SOCIAL SECURITY	466,764	461,708	465,057	456,276	507,985
800	001.9031.0800.0000	MEDICARE TAX	117,090	118,289	121,651	118,153	113,519
800	001.9040.0800.0000	WORKERS COMP.	291,076	159,741	173,336	140,261	164,946
800	001.9050.0800.0000	UNEMPLOYMENT INS.	10,032	1,088	4,060	4,509	-
800	001.9060.0800.0000	HEALTH INSURANCE	1,959,583	2,353,995	2,191,262	2,616,196	2,904,993
800	001.9061.0800.0000	TEAMSTERS WELFARE FD	35,104	1,950	2,600	3,900	40,173
800	001.9062.0800.0000	PBA WELFARE FUND	16,337	12,019	11,500	(2,353)	16,885
800	001.9063.0800.0000	DENTAL PLAN	55,798	62,067	70,475	65,672	85,065
800	001.9064.0800.0000	OPTICAL INSURANCE	3,422	4,081	4,751	4,769	4,650
800	001.9065.0800.0000	PBA DENTAL	51,108	58,865	77,596	84,856	92,000
800	001.9085.0800.0000	FLEXIBLE SPENDING	1,436	1,137	1,547	275	2,000
800	001.9089.0800.0000	EMPLOYEE ASSIST.	3,000	3,000	3,000	3,000	3,060
TOTAL EMPLOYEE BENEFITS		3,989,129	4,550,248	4,774,381	5,193,852	5,672,729	

GENERAL FUND SALARY-OVERTIME-PARTTIME LABOR AND BENEFITS

	2010	2011	2012	2013	2014
STATE RETIREMENT	316,200	445,945	536,385	633,959	625,478
POLICE RETIREMENT	662,179	866,363	1,111,161	1,064,379	1,111,975
SOCIAL SECURITY	466,764	461,708	465,057	456,276	507,985
MEDICARE TAX	117,090	118,289	121,651	118,153	113,519
WORKERS COMP.	291,076	159,741	173,336	140,261	164,946
UNEMPLOYMENT INS.	10,032	1,088	4,060	4,509	-
HEALTH INSURANCE	1,959,583	2,353,995	2,191,262	2,616,196	2,904,993
TEAMSTERS WELFARE FD	35,104	1,950	2,600	1,547	40,173
PBA WELFARE FUND	16,337	12,019	11,500	-	16,885
DENTAL PLAN	55,798	62,067	70,475	65,672	85,065
OPTICAL INSURANCE	3,422	4,081	4,751	4,769	4,650
PBA DENTAL	51,108	58,865	77,596	84,856	92,000
FLEXIBLE SPENDING	1,436	1,137	1,547	275	2,000
EMPLOYEE ASSIST.	3,000	3,000	3,000	3,000	3,060
EMPLOYEE BENEFITS	3,989,129	4,550,248	4,774,381	5,193,852	5,672,729



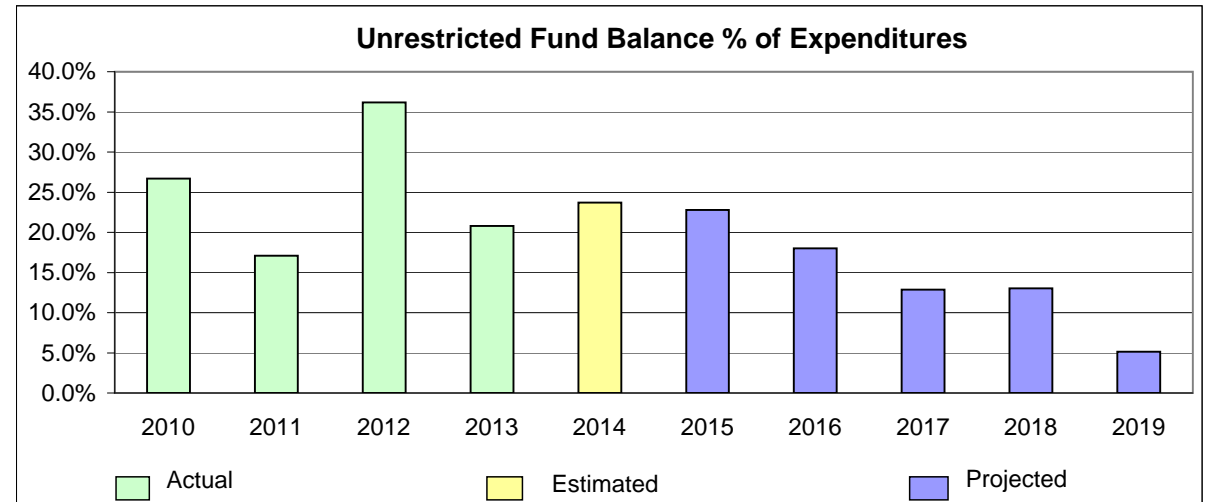
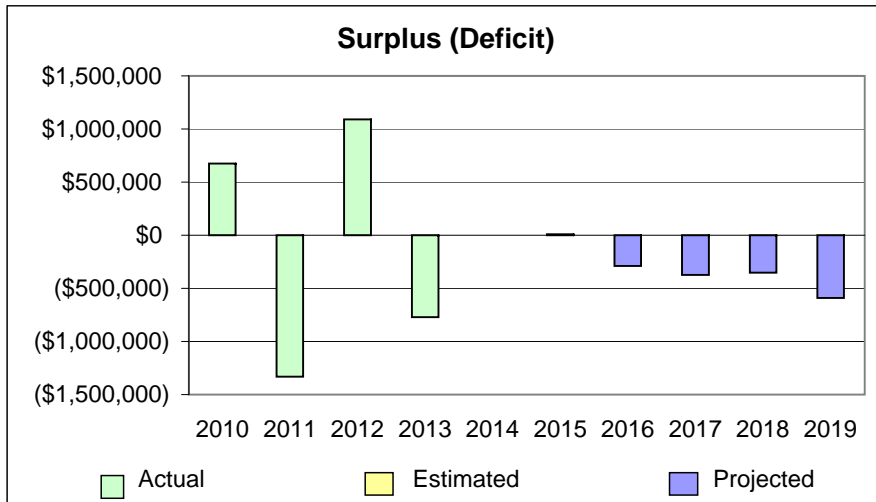
GENERAL FUND EMPLOYEE BENEFITS

TOWN OF BEDFORD
Five Year Financial Projection
HIGHWAY FUND

2015-2019

SCENARIO 1

	Actual				Estimated	Projected					Avg Ann Increase	Assumptions					Description
	2010	2011	2012	2013	2014	2015	2016	2017	2018	2019	2010-2013	2015	2016	2017	2018	2019	
Revenues																	
Real Property Tax and Tax Items	6,512,349	6,063,474	6,176,240	6,534,426	6,676,972	6,777,127	6,878,783	7,016,359	7,156,686	7,299,820	0.6%	1.5%	1.5%	2.0%	2.0%	2.0%	
State Aid	220,088	202,829	345,346	285,687	258,000	260,580	263,186	265,818	268,476	271,161	4.1%	1.0%	1.0%	1.0%	1.0%	1.0%	
Federal Aid	104,122	0	1,082,121	189,056	100,000	-	-	-	-	-	-1.0%	1.0%	0.0%	0.0%	0.0%	0.0%	
Interfund Transfers	0	0	0	0	250,000	200,000	150,000	100,000	50,000	-	N/A	0.0%	0.0%	0.0%	0.0%	0.0%	
Other Revenue/Income	142,405	197,331	129,033	152,230	124,400	125,022	125,647	126,275	126,907	127,541	-3.3%	0.5%	0.5%	0.5%	0.5%	0.5%	
Total Revenues and Other Sources	\$6,978,963	\$6,463,637	\$7,732,740	\$7,161,398	\$7,409,372	\$7,362,729	\$7,417,616	\$7,508,452	\$7,602,069	\$7,698,522	1.5%	-0.6%	0.7%	1.2%	2.5%	2.5%	
Expenditures																	
Personal Services	2,153,303	2,287,288	2,087,324	2,132,916	2,176,468	2,209,115	2,242,252	2,281,491	2,321,417	2,367,846	0.3%	1.5%	1.5%	1.8%	1.8%	2.0%	
Equipment and Capital Outlay	21,237	559,837	14,701	204,713	8,700	8,787	8,875	8,964	9,053	9,144	-20.0%	1.0%	1.0%	1.0%	1.0%	1.0%	
Contractual	1,798,373	2,182,878	1,740,738	2,902,721	2,415,819	2,439,977	2,488,777	2,563,440	2,640,343	2,745,957	7.7%	1.0%	2.0%	3.0%	3.0%	4.0%	
Debt Service (Principal and Interest)	1,255,947	1,431,199	1,276,232	1,193,809	1,292,250	938,579	825,271	702,488	423,976	418,348	1%	-27.4%	-12.1%	-14.9%	-39.6%	-1.3% ACTUAL	
NEW Debt Service (Principal and Interest)	0	0	0	0	0	105,083	339,825	361,492	418,644	413,469	N/A	0.0%	223.4%	6.4%	15.8%	-1.2% PROPOSED	
Employee Benefits	1,074,380	1,334,711	1,522,417	1,497,675	1,516,135	1,652,587	1,801,320	1,963,439	2,140,148	2,332,762	9.0%	9.0%	9.0%	9.0%	9.0%	9.0%	
Interfund Transfers	-	-	-	-	-	-	-	-	-	-	-	-	-	-	-	-	
Total Expenditures and Other Uses	\$6,303,241	\$7,795,914	\$6,641,411	\$7,931,834	\$7,409,372	\$7,354,129	\$7,706,319	\$7,881,314	\$7,953,582	\$8,287,525	4.1%	-0.7%	4.8%	2.3%	3.2%	5.2%	
Surplus (Deficit)	\$675,722	(\$1,332,277)	\$1,091,329	(\$770,436)	\$0	\$8,600	(\$288,703)	(\$372,862)	(\$351,513)	(\$589,003)							
Budgetary Reserves																	
Fund Equity, Beg. of Year	2,092,834	2,768,556	1,436,279	2,527,608	1,757,172	1,757,172	1,765,772	1,477,069	1,477,069	1,104,208							
Fund Equity, End of Year	2,768,556	1,436,279	2,527,608	1,757,172	1,757,172	1,765,772	1,477,069	1,104,208	1,125,556	515,204							
Nonspendable and Restricted Fund Balance	1,084,920	104,520	126,264	108,216	0	90,000	90,000	90,000	90,000	90,000							
Unrestricted Fund Balance	\$1,683,636	\$1,331,759	\$2,401,344	\$1,648,956	\$1,757,172	\$1,675,772	\$1,387,069	\$1,014,208	\$1,035,556	\$425,204							
Unrestricted Fund Balance % of Expenditures	26.7%	17.1%	36.2%	20.8%	23.7%	22.8%	18.0%	12.9%	13.0%	5.1%							



ACCOUNT NO	ACCOUNT DESCRIPTION	2010 ACTUAL	2011 ACTUAL	2012 ACTUAL	2013 ACTUAL	2014 BUDGET
010.0010.1001.0000	REAL PROPERTY TAXES	6,512,349.21	6,063,474.00	6,176,240.00	6,534,426.00	6,676,972.00
	REAL PROPERTY TAXES	6,512,349.21	6,063,474.00	6,176,240.00	6,534,426.00	6,676,972.00
010.0010.3501.0000	CHIPS	202,734.18	202,829.28	202,779.76	259,440.00	258,000.00
010.0010.3960.0000	STATE AID EMERGENCY	17,353.67	-	142,566.05	26,247.00	-
	STATE AID	220,087.85	202,829.28	345,345.81	285,687.00	258,000.00
010.0010.4960.0000	FEMA	104,122.04	-	1,082,121.39	189,056.00	100,000.00
	FEDERAL AID	104,122.04	-	1,082,121.39	189,056.00	100,000.00
010.0010.5031.0000	INTERFUND TRANSFERS	-	-	-	-	250,000.00
	INTERFUND TRANSFERS	-	-	-	-	250,000.00
010.0010.2301.0000	SNOW & ICE TRANSPORTATION	56,359.00	47,450.86	43,278.81	45,112.00	35,000.00
010.0010.2401.0000	INTEREST & EARNINGS	15,080.37	6,607.54	5,650.27	10,093.00	8,000.00
010.0010.2414.0000	USE OF MACHINERY	-	-	-	-	-
010.0010.2650.0000	SALE OF SCRAP METAL	1,499.00	1,238.00	589.00	956.00	1,400.00
010.0010.2665.0000	SALES OF EQUIPMENT	4,226.00	49,752.00	5,014.40	5,000.00	10,000.00
010.0010.2680.0000	INSURANCE RECOVERIES	3,115.41	36,532.12	19,907.09	248.00	-
010.0010.2681.0000	INSURANCE RECOVERIES	20,865.19	-	-	-	-
010.0010.2700.0000	MEDICARE D REIMBURSEMENT	6,014.16	8,345.10	6,600.22	3,775.00	10,000.00
010.0010.2701.0000	REFUNDS PRIOR YRS EXPENDITURES	-	-	-	807.00	-
010.0010.2770.0000	MISCELLANEOUS REVENUES	35,245.59	47,405.80	47,993.15	86,239.00	60,000.00
	OTHER REVENUE	142,404.72	197,331.42	129,032.94	152,230.00	124,400.00

HIGHWAY FUND REVENUE

ACCOUNT NO	ACCOUNT DESCRIPTION	2010 ACTUAL	2011 ACTUAL	2012 ACTUAL	2013 ACTUAL	2014 BUDGET
010.5110.0100.0000	PERSONAL SERVICES	1,439,724	1,410,894	1,471,706	1,486,993	1,458,087
010.5130.0100.0000	PERSONAL SERVICES	241,955	231,827	242,362	239,078	241,727
010.5140.0100.0000	PERSONAL SERVICES	52,442	42,877	1,643	382	-
010.5142.0100.0000	PERSONAL SERVICES	(7,727)	-	-	44,897	-
010.5110.0101.0000	OVERTIME	205,376	325,889	313,701	106,267	143,654
010.5130.0101.0000	OVERTIME	3,441	5,243	9,435	19,342	10,000
010.5140.0101.0000	OVERTIME	761	1,407	216	-	-
010.5142.0101.0000	OVERTIME	184,468	245,740	26,564	210,436	293,000
010.5110.0123.0000	PART-TIME LABOR	32,863	23,410	21,696	25,521	30,000
	PERSONAL SERVICES	2,153,303	2,287,288	2,087,324	2,132,916	2,176,468
010.5110.0200.0151	DPW TRUCK REPLACEMENT	20,075	554,133	-	-	-
010.5130.0200.0000	EQUIPMENT	29	-	-	-	-
010.5130.0201.0000	EQUIPMENT UNDER \$5000	1,133	5,705	8,935	14,450	6,000
010.5140.0201.0000	EQUIPMENT UNDER \$5,000	-	-	-	800	-
010.5140.0201.0000	EQUIPMENT UNDER \$5,000	-	-	5,766	189,463	2,700
	EQUIPMENT	21,237	559,837	14,701	204,713	8,700
010.5130.0403.0000	EQUIP LEASE	7,850	2,400	10,000	6,710	12,000
010.5140.0407.0000	ELECTRICITY	10,009	9,969	9,970	20,178	13,000
010.5182.0407.0000	ELECTRICITY	8,427	8,559	7,505	10,179	8,500
010.5140.0409.0000	HEATING FUEL	19,554	29,185	21,422	15,356	15,450
010.5140.0412.0000	EDUCATION & TRAVEL	-	625	25	-	1,500
010.5140.0413.0000	SUPPLIES	2,121	2,545	1,614	3,334	5,400
010.5140.0417.0000	REPAIRS & MAINT.	4,476	3,291	16,901	13,006	10,000
010.5140.0419.0000	TELEPHONE	7,774	6,185	5,164	6,650	6,000
010.1910.0421.0000	INSURANCE	81,304	65,555	54,495	67,139	91,028
010.1964.0421.0000	PROPERTY TAX REFUNDS	5,170	214	5,620	24,239	10,000
010.1990.0421.0000	CONTINGENCY	-	-	-	-	11,500
010.5110.0421.0000	CONTRACTUAL EXPENSES	-	-	-	5,435	-
010.5112.0421.0000	CONTRACTUAL EXPENSES	65,000	78,094	22,321	166,066	65,000
010.5140.0421.0000	CONTRACTUAL EXPENSES	2,874	2,526	4,430	3,244	2,500
010.5110.0422.0000	LIQUID ASPHALT	140,000	140,000	140,000	689,512	553,939
010.5112.0422.0000	ENGINEERING	5,327	11,538	31,502	8,608	15,000
010.5130.0422.0000	TIRES	36,567	29,876	42,931	57,553	40,000
010.5140.0422.0000	SOFTWARE/COPIER	32	1,238	176	4,124	6,000
010.5142.0422.0000	CALCIUM CHLORIDE	10,211	1,520	4,498	14,895	27,200
010.5110.0423.0000	BITUMINOUS CONCRETE	37,499	54,130	25,893	48,947	45,000
010.5112.0423.0000	GUIDE RAIL	-	-	145	-	12,000
010.5130.0423.0000	PARTS	147,740	161,802	138,065	150,660	135,000
010.5140.0423.0000	WATER	1,736	1,834	3,362	2,565	2,100
010.5142.0423.0000	SALT	300,057	340,843	124,886	264,423	330,000

HIGHWAY FUND EXPENDITURES

ACCOUNT NO	ACCOUNT DESCRIPTION	2010 ACTUAL	2011 ACTUAL	2012 ACTUAL	2013 ACTUAL	2014 BUDGET
010.5110.0424.0000	CALCIUM CHLORIDE	8,195	13,992	18,372	1,573	25,000
010.5130.0424.0000	LUBRICANTS/CHEMICALS	4,678	10,656	11,193	8,526	5,750
010.5140.0424.0000	REFUSE REMOVAL	4,472	5,622	6,763	10,234	4,500
010.5142.0424.0000	SAND	65,619	52,200	18,268	57,095	100,000
010.5182.0424.0000	EMERGENCY LIGHTS	688	2,328	727	1,280	2,000
010.5110.0425.0000	DRAINAGE SUPPLIES	34,089	61,705	48,751	100,357	50,000
010.5130.0425.0000	SPRINGS	3,995	5,333	1,234	-	4,300
010.5140.0425.0000	FED. DOT COMPLIANCE	1,290	3,048	2,410	2,392	2,900
010.5142.0425.0000	SERVICES	79,527	69,182	25,612	66,393	60,000
010.5182.0425.0000	STREET LIGHT MAINTENANCE	-	-	-	-	1,000
010.5110.0426.0000	GAS & DIESEL FUEL	118,954	216,576	151,574	167,502	127,951
010.5130.0426.0000	HARDWARE	5,652	2,712	7,085	6,343	6,400
010.5110.0427.0000	LUMBER, PAINT, ETC.	47,942	56,422	56,672	64,815	50,000
010.5130.0427.0000	TOOLS	3,052	4,030	4,039	3,822	4,650
010.5110.0428.0000	SERVICES	272,774	377,747	515,305	550,544	245,000
010.5130.0428.0000	WELDING SUPPLIES	751	1,801	965	1,092	1,300
010.5110.0429.0000	STONE & GRAVEL	62,912	156,183	28,258	76,678	125,000
010.5130.0429.0000	SERVICES	118,949	116,431	139,609	162,524	115,000
010.5110.0431.0000	STORM DAMAGE	24,989	22,114	-	-	25,000
010.1980.0447.0000	PMT OF MTA PAYROLL TAX	6,419	7,783	6,970	6,618	7,451
010.5110.0457.0000	TRAFFIC SIGNS	26,331	29,077	26,006	32,110	27,000
010.5110.0458.0000	STREET LIGHT MAINTENANCE	-	-	-	-	7,500
010.5110.0459.0000	PAVEMENT MARKING	13,367	16,006	-	-	-
	CONTRACTUAL EXPENSES	1,798,373	2,182,878	1,740,738	2,902,721	2,415,819
010.9010.0800.0000	RETIREMENT	227,523	281,325	326,270	391,512	380,507
010.9030.0800.0000	SOCIAL SECURITY	128,405	138,003	129,689	133,429	136,837
010.9031.0800.0000	MEDICARE	31,014	33,557	30,621	31,407	32,002
010.9040.0800.0000	WORKERS COMP.	230,098	422,339	453,753	464,320	453,754
010.9041.0800.0000	SAFETY PROGRAM	-	-	-	-	7,275
010.9060.0800.0000	HEALTH INSURANCE	424,875	442,329	552,348	447,922	466,560
010.9061.0800.0000	TEAMSTERS WELFARE FD	31,750	15,600	27,950	27,300	37,200
010.9063.0800.0000	DENTAL INSURANCE	715	1,559	1,785	1,785	2,000
	EMPLOYEE BENEFITS	1,074,380	1,334,711	1,522,417	1,497,675	1,516,135
010.9760.0700.0000	BAN INTEREST	14,157	19,674	-	-	135,895
010.9901.0900.0000	TRANSFER TO DEBT SERVICE	1,241,790	1,211,395	1,276,232	1,193,809	1,156,355
010.9950.0900.0000	TRANSFER TO OTHER FUNDS	-	200,131	-	-	-
	DEBT SERVICE	1,255,947	1,431,199	1,276,232	1,193,809	1,292,250

HIGHWAY FUND EXPENDITURES

	2010	2011	2012	2013	2014
RETIREMENT	227,523	281,325	326,270	391,512	380,507
SOCIAL SECURITY	128,405	138,003	129,689	133,429	136,837
MEDICARE	31,014	33,557	30,621	31,407	32,002
WORKERS COMP.	230,098	422,339	453,753	464,320	453,754
SAFETY PROGRAM	-	-	-	-	7,275
HEALTH INSURANCE	424,875	442,329	552,348	447,922	466,560
TEAMSTERS WELFARE FD	31,750	15,600	27,950	27,300	37,200
DENTAL INSURANCE	715	1,559	1,785	1,785	2,000
EMPLOYEE BENEFITS	1,074,380	1,334,711	1,522,417	1,497,675	1,516,135

